

PharmLabs San Diego Certificate of Analysis

3421 Hancock St, Second Floor, San Diego, CA 92110 | License: C8-0000098-LIC
ISO/IEC 17025:2017 Certification L17-427-1 | Accreditation #85368



Sample **Knock Out Gummy - Berry Bite**

Sample ID SD230406-056 (71749)	Matrix Edible (Other Cannabis Good)		
Tested for Medusa Labs			
Sampled -	Received Apr 05, 2023	Reported Apr 10, 2023	
Analyses executed CAN+	Unit Mass (g) 76.49	Serving Size (g) 3.8245	


Laboratory note: The estimated concentration of the unknown peak in the sample is 0.19% | Currently PharmLabs laboratory can not confirm an unidentified peak in your chromatogram due to interference (only with highly concentrated D8 products) from which we believe to be either (+)-d8-THC or d9-THC. At this time there are no reference standards available for (+)-d8-THC. (+)-d8-THC is a different compound from the main (-)-d8-THC cannabinoid and, therefore, these two compounds may have different efficacies. Using the most advanced instruments and techniques available, the separation of (+)-d8-THC and d9-THC is problematic for the scientific community as a whole. PharmLabs believes the unidentified peak to be a combination of (+)-d8-THC and d9-THC with the majority, if not all, of the concentration being (+)-d8-THC. Total (+/-) D8 Concentration is estimated to be: 2.70%

CAN+ - Cannabinoids Analysis

Analyzed **Apr 10, 2023** | Instrument **HPLC-VWD** | Method **SOP-001**
The expanded Uncertainty of the Cannabinoid analysis is approximately **±.806%** at the 95% Confidence Level

Analyte	LOD mg/g	LOQ mg/g	Result %	Result mg/g	Result mg/Serving	Result mg/Unit
Cannabidiol (CBD)	0.039	0.16	ND	ND	ND	ND
Cannabidiolol Acid (CBDA)	0.001	0.16	ND	ND	ND	ND
Cannabigerol Acid (CBGA)	0.001	0.16	ND	ND	ND	ND
Cannabigerol (CBG)	0.001	0.16	ND	ND	ND	ND
Cannabidiol (CBD)	0.001	0.16	ND	ND	ND	ND
Tetrahydrocannabinol (THCV)	0.001	0.16	ND	ND	ND	ND
Cannabinol (CBN)	0.001	0.16	0.00	0.04	0.15	3.06
Tetrahydrocannabinol (Δ9-THC)	0.003	0.16	UI	UI	UI	UI
Δ8-tetrahydrocannabinol (Δ8-THC)	0.004	0.16	2.70	27.00	103.26	2065.23
Cannabicyclol (CBL)	0.002	0.16	ND	ND	ND	ND
Cannabichromene (CBC)	0.002	0.16	ND	ND	ND	ND
Tetrahydrocannabinolol Acid (THCA)	0.001	0.16	ND	ND	ND	ND
Total THC (THCa * 0.877 + Δ9THC)			ND	ND	ND	ND
Total THC + Δ8THC (THCa * 0.877 + Δ9THC + Δ8THC)			2.70	27.00	103.26	2065.23
Total CBD (CBDA * 0.877 + CBD)			ND	ND	ND	ND
Total CBG (CBGA * 0.877 + CBG)			ND	ND	ND	ND
Total Cannabinoids			2.70	27.04	103.41	2068.29

UI Not Identified
ND Not Detected
N/A Not Applicable
NT Not Reported
LOD Limit of Detection
LOQ Limit of Quantification
<LOQ Detected
>ULOL Above upper limit of linearity
CFU/g Colony Forming Units per 1 gram
TNTC Too Numerous to Count



Scan the QR code to verify authenticity.

Authorized Signature

Brandon Starr

Brandon Starr, Lab Manager
Mon, 10 Apr 2023 14:33:08 -0700

PharmLabs San Diego | 3421 Hancock St, Second Floor, San Diego, CA 92110 | 619.356.0898 | ISO/IEC 17025:2017 Certification L17-427-1



*This report shall not be reproduced except in full, without the written approval of the lab. This report is for informational purposes only and should not be used to diagnose, treat or prevent any disease. Results are only for samples and batches indicated. Results are reported on an "as received" basis, unless indicated otherwise. When a Pass/Fail status is reported, that status is intended to be in accordance with federal, state and local laws which are required for the customer to be in compliance. The measurement of uncertainty is not included in the Pass/Fail evaluation unless explicitly required by federal, state or local laws and has been reported on the certificate of analysis. Measurement of uncertainty is available upon request.

PharmLabs San Diego Certificate of Analysis

3421 Hancock St, Second Floor, San Diego, CA 92110 | License: C8-0000098-LIC
ISO/IEC 17025:2017 Certification L17-427-1 | Accreditation #85368



Sample **Knock Out Gummy - Mamba Melon**

Sample ID SD230406-057 (71750)		Matrix Edible (Other Cannabis Good)	
Tested for Medusa Labs			
Sampled -	Received Apr 05, 2023	Reported Apr 10, 2023	
Analyses executed CAN+	Unit Mass (g) 83.151	Serving Size (g) 4.1575	


Laboratory note: The estimated concentration of the unknown peak in the sample is 0.14% | Currently PharmLabs laboratory can not confirm an unidentified peak in your chromatogram due to interference (only with highly concentrated D8 products) from which we believe to be either (+)-THC or d9-THC. At this time there are no reference standards available for (+)-THC. (+)-THC is a different compound from the main (-)-THC cannabinoid and, therefore, these two compounds may have different efficacies. Using the most advanced instruments and techniques available, the separation of (+)-THC and d9-THC is problematic for the scientific community as a whole. PharmLabs believes the unidentified peak to be a combination of (+)-THC and d9-THC with the majority, if not all, of the concentration being (+)-THC. Total (+/-) D8 Concentration is estimated to be: 2.54%

CAN+ - Cannabinoids Analysis

Analyzed **Apr 10, 2023** | Instrument **HPLC-VWD** | Method **SOP-001**
The expanded Uncertainty of the Cannabinoid analysis is approximately **±.806%** at the 95% Confidence Level

Analyte	LOD mg/g	LOQ mg/g	Result %	Result mg/g	Result mg/Serving	Result mg/Unit
Cannabidiol (CBD)	0.039	0.16	ND	ND	ND	ND
Cannabidiol Acid (CBDA)	0.001	0.16	<LOQ	<LOQ	<LOQ	<LOQ
Cannabigerol Acid (CBGA)	0.001	0.16	ND	ND	ND	ND
Cannabigerol (CBG)	0.001	0.16	ND	ND	ND	ND
Cannabidiol (CBD)	0.001	0.16	ND	ND	ND	ND
Tetrahydrocannabinol (THCV)	0.001	0.16	ND	ND	ND	ND
Cannabinol (CBN)	0.001	0.16	0.00	0.02	0.08	1.58
Tetrahydrocannabinol (Δ9-THC)	0.003	0.16	UI	UI	UI	UI
Δ8-tetrahydrocannabinol (Δ8-THC)	0.004	0.16	2.54	25.40	105.60	2112.04
Cannabicyclol (CBL)	0.002	0.16	ND	ND	ND	ND
Cannabichromene (CBC)	0.002	0.16	ND	ND	ND	ND
Tetrahydrocannabinolic Acid (THCA)	0.001	0.16	ND	ND	ND	ND
Total THC (THCa * 0.877 + Δ9THC)			ND	ND	ND	ND
Total THC + Δ8THC (THCa * 0.877 + Δ9THC + Δ8THC)			2.54	25.40	105.60	2112.04
Total CBD (CBDA * 0.877 + CBD)			ND	ND	ND	ND
Total CBG (CBGA * 0.877 + CBG)			ND	ND	ND	ND
Total Cannabinoids			2.54	25.42	105.68	2113.62

UI Not Identified
ND Not Detected
N/A Not Applicable
NT Not Reported
LOD Limit of Detection
LOQ Limit of Quantification
<LOQ Detected
>ULOL Above upper limit of linearity
CFU/g Colony Forming Units per 1 gram
TNTC Too Numerous to Count



Scan the QR code to verify authenticity.

Authorized Signature

Brandon Starr

Brandon Starr, Lab Manager
Mon, 10 Apr 2023 14:33:07 -0700

PharmLabs San Diego | 3421 Hancock St, Second Floor, San Diego, CA 92110 | 619.356.0898 | ISO/IEC 17025:2017 Certification L17-427-1



*This report shall not be reproduced except in full, without the written approval of the lab. This report is for informational purposes only and should not be used to diagnose, treat or prevent any disease. Results are only for samples and batches indicated. Results are reported on an "as received" basis, unless indicated otherwise. When a Pass/Fail status is reported, that status is intended to be in accordance with federal, state and local laws which are required for the customer to be in compliance. The measurement of uncertainty is not included in the Pass/Fail evaluation unless explicitly required by federal, state or local laws and has been reported on the certificate of analysis. Measurement of uncertainty is available upon request.

PharmLabs San Diego Certificate of Analysis

3421 Hancock St, Second Floor, San Diego, CA 92110 | License: C8-0000098-LIC
ISO/IEC 17025:2017 Certification L17-427-1 | Accreditation #85368



Sample **Knock Out Gummy - Tropical Fusion**

Sample ID SD230406-058 (71751)	Matrix Edible (Other Cannabis Good)	
Tested for Medusa Labs		
Sampled -	Received Apr 05, 2023	Reported Apr 10, 2023
Analyses executed CAN+	Unit Mass (g) 84.605	


Laboratory note: The estimated concentration of the unknown peak in the sample is 0.14% | Currently PharmLabs laboratory can not confirm an unidentified peak in your chromatogram due to interference (only with highly concentrated D8 products) from which we believe to be either (+)-d8-THC or d9-THC. At this time there are no reference standards available for (+)-d8-THC. (+)-d8-THC is a different compound from the main (-)-d8-THC cannabinoid and, therefore, these two compounds may have different efficacies. Using the most advanced instruments and techniques available, the separation of (+)-d8-THC and d9-THC is problematic for the scientific community as a whole. PharmLabs believes the unidentified peak to be a combination of (+)-d8-THC and d9-THC with the majority, if not all, of the concentration being (+)-d8-THC. Total (+/-) D8 Concentration is estimated to be: 2.44%

CAN+ - Cannabinoids Analysis

Analyzed **Apr 10, 2023** | Instrument **HPLC-VWD** | Method **SOP-001**
The expanded Uncertainty of the Cannabinoid analysis is approximately **±.806%** at the 95% Confidence Level

Analyte	LOD mg/g	LOQ mg/g	Result %	Result mg/g	Result mg/Unit
Cannabidiol (CBD)	0.039	0.16	ND	ND	ND
Cannabidiolol Acid (CBDA)	0.001	0.16	ND	ND	ND
Cannabigerol Acid (CBGA)	0.001	0.16	ND	ND	ND
Cannabigerol (CBG)	0.001	0.16	ND	ND	ND
Cannabidiol (CBD)	0.001	0.16	ND	ND	ND
Tetrahydrocannabinol (THCV)	0.001	0.16	ND	ND	ND
Cannabinol (CBN)	0.001	0.16	0.00	0.01	1.18
Tetrahydrocannabinol (Δ9-THC)	0.003	0.16	UI	UI	UI
Δ8-tetrahydrocannabinol (Δ8-THC)	0.004	0.16	2.44	24.40	2064.36
Cannabicyclol (CBL)	0.002	0.16	ND	ND	ND
Cannabichromene (CBC)	0.002	0.16	ND	ND	ND
Tetrahydrocannabinolol Acid (THCA)	0.001	0.16	ND	ND	ND
Total THC (THCa * 0.877 + Δ9THC)			ND	ND	ND
Total THC + Δ8THC (THCa * 0.877 + Δ9THC + Δ8THC)			2.44	24.40	2064.36
Total CBD (CBDA * 0.877 + CBD)			ND	ND	ND
Total CBG (CBGA * 0.877 + CBG)			ND	ND	ND
Total Cannabinoids			2.44	24.41	2065.55

UI Not Identified
ND Not Detected
N/A Not Applicable
NT Not Reported
LOD Limit of Detection
LOQ Limit of Quantification
<LOQ Detected
>ULOL Above upper limit of linearity
CFU/g Colony Forming Units per 1 gram
TNTC Too Numerous to Count



Scan the QR code to verify authenticity.

Authorized Signature

Brandon Starr

Brandon Starr, Lab Manager
Mon, 10 Apr 2023 14:39:14 -0700

PharmLabs San Diego | 3421 Hancock St, Second Floor, San Diego, CA 92110 | 619.356.0898 | ISO/IEC 17025:2017 Certification L17-427-1



*This report shall not be reproduced except in full, without the written approval of the lab. This report is for informational purposes only and should not be used to diagnose, treat or prevent any disease. Results are only for samples and batches indicated. Results are reported on an "as received" basis, unless indicated otherwise. When a Pass/Fail status is reported, that status is intended to be in accordance with federal, state and local laws which are required for the customer to be in compliance. The measurement of uncertainty is not included in the Pass/Fail evaluation unless explicitly required by federal, state or local laws and has been reported on the certificate of analysis. Measurement of uncertainty is available upon request.

PharmLabs San Diego Certificate of Analysis

3421 Hancock St, Second Floor, San Diego, CA 92110 | License: C8-0000098-LIC
ISO/IEC 17025:2017 Certification L17-427-1 | Accreditation #85368



Sample **Knock Out Gummy - Lemon Lime**

Sample ID	SD230406-059 (71752)	Matrix	Edible (Other Cannabis Good)
Tested for	Medusa Labs		
Sampled	-	Received	Apr 05, 2023
		Reported	Apr 10, 2023
Analyses executed	CAN+	Unit Mass (g)	72.477
		Serving Size (g)	3.6238


Laboratory note: The estimated concentration of the unknown peak in the sample is 0.26% | Currently PharmLabs laboratory can not confirm an unidentified peak in your chromatogram due to interference (only with highly concentrated D8 products) from which we believe to be either (+)-THC or d9-THC. At this time there are no reference standards available for (+)-THC. (+)-THC is a different compound from the main (-)-THC cannabinoid and, therefore, these two compounds may have different efficacies. Using the most advanced instruments and techniques available, the separation of (+)-THC and d9-THC is problematic for the scientific community as a whole. PharmLabs believes the unidentified peak to be a combination of (+)-THC and d9-THC with the majority, if not all, of the concentration being (+)-THC. Total (+/-) D8 Concentration is estimated to be: 3.45%

CAN+ - Cannabinoids Analysis

Analyzed Apr 10, 2023 | Instrument HPLC-VWD | Method SOP-001
The expanded Uncertainty of the Cannabinoid analysis is approximately $\pm 8.06\%$ at the 95% Confidence Level

Analyte	LOD mg/g	LOQ mg/g	Result %	Result mg/g	Result mg/Serving	Result mg/Unit
Cannabidiol (CBD)	0.039	0.16	ND	ND	ND	ND
Cannabidiol Acid (CBDA)	0.001	0.16	<LOQ	<LOQ	<LOQ	<LOQ
Cannabigerol Acid (CBGA)	0.001	0.16	ND	ND	ND	ND
Cannabigerol (CBG)	0.001	0.16	ND	ND	ND	ND
Cannabidiol (CBD)	0.001	0.16	0.00	0.04	0.16	3.26
Tetrahydrocannabinol (THCV)	0.001	0.16	ND	ND	ND	ND
Cannabinol (CBN)	0.001	0.16	0.00	0.05	0.18	3.55
Tetrahydrocannabinol (Δ^9 -THC)	0.003	0.16	UI	UI	UI	UI
Δ^8 -tetrahydrocannabinol (Δ^8 -THC)	0.004	0.16	3.45	34.50	125.02	2500.46
Cannabicyclol (CBL)	0.002	0.16	ND	ND	ND	ND
Cannabichromene (CBC)	0.002	0.16	ND	ND	ND	ND
Tetrahydrocannabinolic Acid (THCA)	0.001	0.16	ND	ND	ND	ND
Total THC (THCa * 0.877 + Δ^9 THC)			ND	ND	ND	ND
Total THC + Δ^8 THC (THCa * 0.877 + Δ^9 THC + Δ^8 THC)			3.45	34.50	125.02	2500.46
Total CBD (CBDA * 0.877 + CBD)			0.00	0.04	0.16	3.26
Total CBG (CBGA * 0.877 + CBG)			ND	ND	ND	ND
Total Cannabinoids			3.46	34.59	125.36	2507.27

UI Not Identified
ND Not Detected
N/A Not Applicable
NT Not Reported
LOD Limit of Detection
LOQ Limit of Quantification
<LOQ Detected
>ULOL Above upper limit of linearity
CFU/g Colony Forming Units per 1 gram
TNTC Too Numerous to Count



Scan the QR code to verify authenticity.

Authorized Signature

Brandon Starr

Brandon Starr, Lab Manager
Mon, 10 Apr 2023 14:45:30 -0700

PharmLabs San Diego | 3421 Hancock St, Second Floor, San Diego, CA 92110 | 619.356.0898 | ISO/IEC 17025:2017 Certification L17-427-1



*This report shall not be reproduced except in full, without the written approval of the lab. This report is for informational purposes only and should not be used to diagnose, treat or prevent any disease. Results are only for samples and batches indicated. Results are reported on an "as received" basis, unless indicated otherwise. When a Pass/Fail status is reported, that status is intended to be in accordance with federal, state and local laws which are required for the customer to be in compliance. The measurement of uncertainty is not included in the Pass/Fail evaluation unless explicitly required by federal, state or local laws and has been reported on the certificate of analysis. Measurement of uncertainty is available upon request.

PharmLabs San Diego Certificate of Analysis

3421 Hancock St, Second Floor, San Diego, CA 92110 | License: C8-0000098-LIC
ISO/IEC 17025:2017 Certification L17-427-1 | Accreditation #85368



Sample Knock Out Gummy - Purple Grape

Sample ID	SD230406-060 (71753)	Matrix	Edible (Other Cannabis Good)
Tested for	Medusa Labs		
Sampled	-	Received	Apr 05, 2023
Analyses executed	CAN+	Unit Mass (g)	76.087
		Serving Size (g)	3.8043


Laboratory note: The estimated concentration of the unknown peak in the sample is 0.20% | Currently PharmLabs laboratory can not confirm an unidentified peak in your chromatogram due to interference (only with highly concentrated D8 products) from which we believe to be either (+)-THC or d9-THC. At this time there are no reference standards available for (+)-THC. (+)-THC is a different compound from the main (-)-THC cannabinoid and, therefore, these two compounds may have different efficacies. Using the most advanced instruments and techniques available, the separation of (+)-THC and d9-THC is problematic for the scientific community as a whole. PharmLabs believes the unidentified peak to be a combination of (+)-THC and d9-THC with the majority, if not all, of the concentration being (+)-THC. Total (+/-) D8 Concentration is estimated to be: 3.13%

CAN+ - Cannabinoids Analysis

Analyzed Apr 10, 2023 | Instrument HPLC-VWD | Method SOP-001
The expanded Uncertainty of the Cannabinoid analysis is approximately 7.806% at the 95% Confidence Level

Analyte	LOD mg/g	LOQ mg/g	Result %	Result mg/g	Result mg/Serving	Result mg/Unit
Cannabidiol (CBD)	0.039	0.16	<LOQ	<LOQ	<LOQ	<LOQ
Cannabidiol Acid (CBDA)	0.001	0.16	ND	ND	ND	ND
Cannabigerol Acid (CBGA)	0.001	0.16	ND	ND	ND	ND
Cannabigerol (CBG)	0.001	0.16	ND	ND	ND	ND
Cannabidiol (CBD)	0.001	0.16	0.00	0.02	0.06	1.22
Tetrahydrocannabinol (THCV)	0.001	0.16	ND	ND	ND	ND
Cannabinol (CBN)	0.001	0.16	0.00	0.04	0.16	3.20
Tetrahydrocannabinol (Δ9-THC)	0.003	0.16	UI	UI	UI	UI
Δ8-tetrahydrocannabinol (Δ8-THC)	0.004	0.16	3.13	31.30	119.07	2381.52
Cannabicyclol (CBL)	0.002	0.16	0.00	0.01	0.04	0.76
Cannabichromene (CBC)	0.002	0.16	0.00	0.02	0.07	1.37
Tetrahydrocannabinolic Acid (THCA)	0.001	0.16	ND	ND	ND	ND
Total THC (THCa * 0.877 + Δ9THC)			ND	ND	ND	ND
Total THC + Δ8THC (THCa * 0.877 + Δ9THC + Δ8THC)			3.13	31.30	119.07	2381.52
Total CBD (CBDA * 0.877 + CBD)			0.00	0.02	0.06	1.22
Total CBG (CBGA * 0.877 + CBG)			ND	ND	ND	ND
Total Cannabinoids			3.14	31.39	119.40	2388.07

UI Not Identified
ND Not Detected
N/A Not Applicable
NT Not Reported
LOD Limit of Detection
LOQ Limit of Quantification
<LOQ Detected
>ULOL Above upper limit of linearity
CFU/g Colony Forming Units per 1 gram
TNTC Too Numerous to Count



Scan the QR code to verify authenticity.

Authorized Signature

Brandon Starr

Brandon Starr, Lab Manager
Mon, 10 Apr 2023 14:45:31 -0700

PharmLabs San Diego | 3421 Hancock St, Second Floor, San Diego, CA 92110 | 619.356.0898 | ISO/IEC 17025:2017 Certification L17-427-1



*This report shall not be reproduced except in full, without the written approval of the lab. This report is for informational purposes only and should not be used to diagnose, treat or prevent any disease. Results are only for samples and batches indicated. Results are reported on an "as received" basis, unless indicated otherwise. When a Pass/Fail status is reported, that status is intended to be in accordance with federal, state and local laws which are required for the customer to be in compliance. The measurement of uncertainty is not included in the Pass/Fail evaluation unless explicitly required by federal, state or local laws and has been reported on the certificate of analysis. Measurement of uncertainty is available upon request.

PharmLabs San Diego Certificate of Analysis

3421 Hancock St, Second Floor, San Diego, CA 92110 | License: C8-0000098-LIC
ISO/IEC 17025:2017 Certification L17-427-1 | Accreditation #85368



Sample **Knock Out Gummy - Sour Blue Razz**

Sample ID SD230406-061 (71754)		Matrix Edible (Other Cannabis Good)	
Tested for Medusa Labs			
Sampled -	Received Apr 05, 2023	Reported Apr 07, 2023	
Analyses executed CAN+	Unit Mass (g) 78.653	Serving Size (g) 3.932	


Laboratory note: The estimated concentration of the unknown peak in the sample is 0.24% | Currently PharmLabs laboratory can not confirm an unidentified peak in your chromatogram due to interference (only with highly concentrated D8 products) from which we believe to be either (+)-THC or d9-THC. At this time there are no reference standards available for (+)-THC. (+)-THC is a different compound from the main (-)-THC cannabinoid and, therefore, these two compounds may have different efficacies. Using the most advanced instruments and techniques available, the separation of (+)-THC and d9-THC is problematic for the scientific community as a whole. PharmLabs believes the unidentified peak to be a combination of (+)-THC and d9-THC with the majority, if not all, of the concentration being (+)-THC. Total (+/-) D8 Concentration is estimated to be: 3.09%

CAN+ - Cannabinoids Analysis

Analyzed **Apr 07, 2023** | Instrument **HPLC-VWD** | Method **SOP-001**
The expanded Uncertainty of the Cannabinoid analysis is approximately **±.806%** at the 95% Confidence Level

Analyte	LOD mg/g	LOQ mg/g	Result %	Result mg/g	Result mg/Serving	Result mg/Unit
Cannabidiol (CBD)	0.039	0.16	ND	ND	ND	ND
Cannabidiol Acid (CBDA)	0.001	0.16	ND	ND	ND	ND
Cannabigerol Acid (CBGA)	0.001	0.16	ND	ND	ND	ND
Cannabigerol (CBG)	0.001	0.16	ND	ND	ND	ND
Cannabidiol (CBD)	0.001	0.16	ND	ND	ND	ND
Tetrahydrocannabinol (THCV)	0.001	0.16	ND	ND	ND	ND
Cannabinol (CBN)	0.001	0.16	0.00	0.05	0.18	3.62
Tetrahydrocannabinol (Δ9-THC)	0.003	0.16	UI	UI	UI	UI
Δ8-tetrahydrocannabinol (Δ8-THC)	0.004	0.16	3.09	30.90	121.50	2430.38
Cannabicyclol (CBL)	0.002	0.16	ND	ND	ND	ND
Cannabichromene (CBC)	0.002	0.16	ND	ND	ND	ND
Tetrahydrocannabinolic Acid (THCA)	0.001	0.16	ND	ND	ND	ND
Total THC (THCa * 0.877 + Δ9THC)			ND	ND	ND	ND
Total THC + Δ8THC (THCa * 0.877 + Δ9THC + Δ8THC)			3.09	30.90	121.50	2430.38
Total CBD (CBDA * 0.877 + CBD)			ND	ND	ND	ND
Total CBG (CBGA * 0.877 + CBG)			ND	ND	ND	ND
Total Cannabinoids			3.09	30.95	121.68	2434.00

UI Not Identified
ND Not Detected
N/A Not Applicable
NT Not Reported
LOD Limit of Detection
LOQ Limit of Quantification
<LOQ Detected
>ULOL Above upper limit of linearity
CFU/g Colony Forming Units per 1 gram
TNTC Too Numerous to Count



Scan the QR code to verify authenticity.

Authorized Signature

Brandon Starr

Brandon Starr, Lab Manager
Fri, 07 Apr 2023 11:31:26 -0700



PharmLabs San Diego | 3421 Hancock St, Second Floor, San Diego, CA 92110 | 619.356.0898 | ISO/IEC 17025:2017 Certification L17-427-1
*This report shall not be reproduced except in full, without the written approval of the lab. This report is for informational purposes only and should not be used to diagnose, treat or prevent any disease. Results are only for samples and batches indicated. Results are reported on an "as received" basis, unless indicated otherwise. When a Pass/Fail status is reported, that status is intended to be in accordance with federal, state and local laws which are required for the customer to be in compliance. The measurement of uncertainty is not included in the Pass/Fail evaluation unless explicitly required by federal, state or local laws and has been reported on the certificate of analysis. Measurement of uncertainty is available upon request.